




2FLY PRO-PILOT SKILLS ASSESSMENT

CONTENTS

OUR INDEPENDENT ASSESSORS	p2
THE 2FLY SKILLS ASSESSMENT	p3
WELCOME & REGISTRATION	p3
THE ONLINE TESTS	
PERSONALITY PROFILING	p3
AVIATION SPECIFIC MATHS	p4
F.A.S.T. TEST	p4
1 TO 1 INTERVIEW & DEBRIEF	p5
SAMPLE MATHS QUESTIONS	
BASIC PYTHAGORUS CALCULATIONS	p5
SPEED, DISTANCE & TIME CALCULATIONS	p6
FUEL BURN CALCULATIONS	p7
APPLYING FOR THE SKILLS ASSESSMENT	back cover
ANSWERS TO SAMPLE QUESTIONS	back cover

OUR INDEPENDENT ASSESSORS

2FLY has partnered with Symbiotics, one of the world's most advanced pilot assessors. Symbiotics conduct assessment and selection for airlines and military organisations around the globe. Their tests are designed to help gain an understanding of a Skills's potential success in the training pipeline. Symbiotics will allow 2FLY Training Advisors to assess a candidate's knowledge, aptitude and personality to ensure he or she is the right fit for the role of an airline pilot.



THE 2FLY SKILLS ASSESSMENT

The main purpose of the 2FLY Skills Assessment is to minimise risk. Professional pilot training is a significant investment and commitment, so it is therefore crucial we assess you before any major capital outlay is made. The purpose of the assessment is to ascertain that you have the necessary aptitude and potential to successfully complete a programme of commercial pilot training.

Your successful completion of the Assessment will result in you being offered a place on a 2FLY Pro-Pilot Programme.


The assessment will be conducted at our dedicated Assessment Centre in Nottingham in the UK. The whole process takes around 2 hours 15 minutes and you are advised to arrive promptly when your assessment is due to start so that you can prepare and settle in to the environment. Be sure to bring with you your passport and a calculator.

All tests are completed online under the supervision of 2FLY training advisors.

The assessment is comprised of the following:



APPROX TIME



WELCOME & REGISTRATION

~15m

A 2Fly training advisor will welcome you to the 2FLY Skills Assessment Centre in Nottingham. He will brief you on the assessment process and explain how the tests work and help you log in to the system and initiate the online tests.

The cost of the RPAT is £248 payable by credit or debit card at time of registration.

You will then complete each online test, taking breaks in between stages as and when you wish. You are allowed to use a calculator.



1: PERSONALITY PROFILING

~45m

The Personality Questionnaire is designed to assess your personal behavioural preferences, that is, how you like to work. It is not concerned with your abilities, but how you see yourself in the way you relate to others, your approach to problems, and how you deal with feelings and emotions.

The test has no time limit but we would expect you to complete it in 30 - 40 minutes.



With this type of assessment, there are no right or wrong answers. We want to assess your suitability for the profession of an airline pilot. The only way to answer questions correctly is to be honest and give a truthful answer.



2: AVIATION SPECIFIC MATHS

~30m

The Maths test consists of 20 maths questions - all multiple choice. The questions are aviation-related with pilot specific maths problems such as basic pythagorus calculations, Speed-Distance-Time calculations and Fuel Burn calculations. The questions get progressively more difficult as you progress through the test. The questions begin at foundation level then progress to intermediate level, culminating in advanced level. To help you prepare we have included some practice questions on pages 5 to 7 of this document.



If you get stuck on a question move on. If time allows at the end come back and attempt to answer the question.



3: F.A.S.T. FLIGHT APTITUDE SCREENING TOOL

~15m

The F.A.S.T. test is designed to test your multitasking skills and ability to improve. F.A.S.T. stands for Flight Aptitude Screening Test.

Here is a summary of the tasks you will be undertaking:

1 Avoiding obstacles

Obstacles (white blocks) appear from the right hand side of the left hand bottom corner in which your aircraft is shown as an aircraft symbol. These obstacles will move quickly toward your aircraft. You must move the aircraft up or down to prevent the obstacles hitting you while carrying out the other tasks:

2 Spotting other aircraft

If you spot another aircraft from your cockpit window, click the green 'Aircraft' button to confirm the sighting.

3 Way-point confirmation

When a way-point is reached, you are required to click the red 'way-point' button to acknowledge its position.

4 Multi-choice questions

You are asked a multi-choice question which appears in the window at the bottom right. You must answer these questions as quickly as you can by clicking on the answer you believe to be correct from the options given.



After the test you will be asked questions to test your powers of observation. So, try to make a mental note of everything that happens during the test.

4: 1 TO 1 INTERVIEW & DEBRIEF

~30m

Once you have completed the online tests there follows a short break during which time the results of the tests are collated and compiled into a report by our independent assessors. As soon as received by your Training Advisor the one-to-one debrief and interview can commence.

Using the profile supplied by the assessors a comprehensive review of your performance and potential is carried out in the form of a debrief and interview. You will be asked various questions in the interview about your vocation to become an airline pilot and in particular, your motivation and aspirations.

Once the interview has been completed, if the candidate is successful, he or she is offered a place on a Pro-Pilot Airline Programme. At this point any questions about your personal training schedule or the funding of your training can be answered.

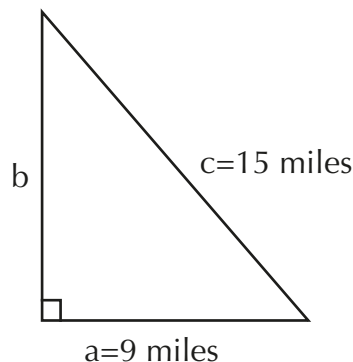


PRACTICE MATHS QUESTIONS

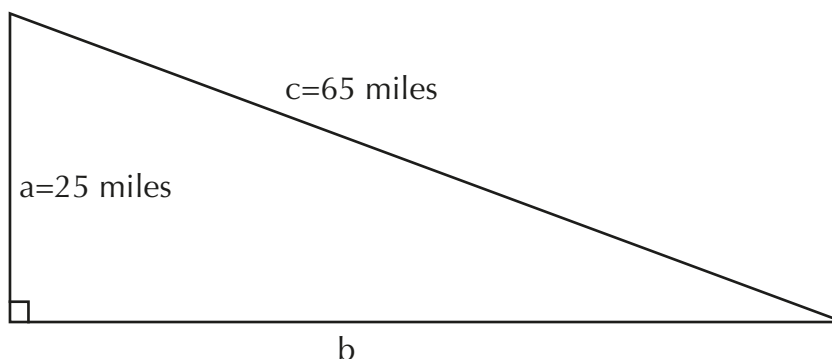
To help prepare you for the maths test featured in the 2FLY Skills Assessment, we include a few practice questions. We have also included the maths formulae for calculating the answers. The answers are set out at the end of this document. Good luck!

BASIC PYTHAGORUS CALCULATIONS

1) What is the length of b ?



2) What is the length of b ?



SAMPLE SPEED, DISTANCE & TIME CALCULATIONS

1) What speed covers 85 miles in 12 mins?

.....mph

2) What speed covers 2 miles in 12 mins?

.....mph

3) At 57 mph, how long does it take to travel 38 miles?

.....mins

4) At 25 mph, how long does it take to travel 60 miles?

.....hoursmins

5) What speed covers 21 miles in 20 mins?

.....mph

6) At 65 mph, how long does it take to travel 143 miles?

.....hoursmins

7) At 20 mph, how long does it take to travel 13 miles?

.....hoursmins

8) At 240 mph, how far do you travel in 1 hour and 10 mins?


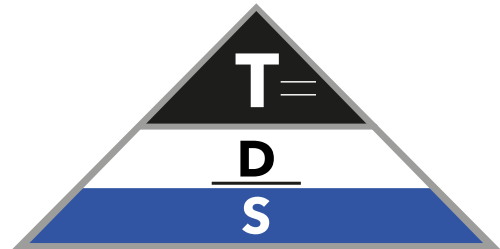
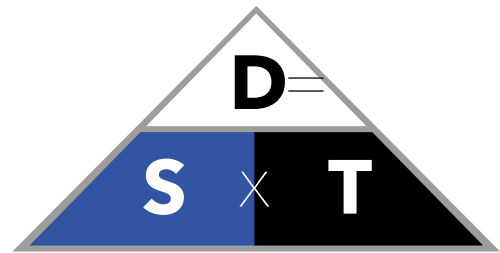
.....miles

9) At 10 mph, how far do you travel in 3 hours?

.....miles

10) At 4 mph, how far do you travel in 2 hours?

.....miles



2FLY has its own airline: Buzz Airlines. You can fly with Buzz and build multi-engine hours by flying aircraft such as this Piper Chieftan.



SAMPLE FUEL BURN CALCULATIONS

- 1) You burn 30 kgs of fuel per hour. How much do you burn in 48 mins?
.....kgs
- 2) You travel at an average speed of 74 mph. How much fuel do you need for a 37 mile trip if you burn 20 kgs per hour?
.....kgs
- 3) You travel 70 miles. How much fuel will you need if you burn 18 kgs per hour, and are travelling at 105 mph?
.....kgs
- 4) You burn 105 kgs of fuel per minute. How much do you burn in 1 hour and 36 mins?
.....kgs
- 5) You travel at an average speed of 50 mph. How much fuel do you need for a 45 mile trip if you burn 40 kgs per hour?
.....kgs
- 6) You have used 576 kgs of fuel in the past 2 hours and 24 mins. How much do you burn per hour?
.....kgs
- 7) You travel 1419 NM. How much fuel will you need if you burn 240 lbs per hour, and are travelling at 990 kts?
.....lbs
- 8) You travel 16 miles. How much fuel will you need if you burn 16 kgs per hour, and are travelling at 32 mph?
.....kgs
- 9) You burn 28 kgs of fuel per hour. How much fuel will you need to travel 9 miles if you average a speed of 12 mph?
.....kgs
- 10) You travel 160 NM. How much fuel will you need if you burn 30 kgs per hour, and are travelling at 1200 kts?
.....kgs



Applying for the (RPAT) assessment

The 2FLY Skills Assessment is your first major step towards becoming an airline pilot. If you pass the assessment we are very confident that you will also successfully complete the Pro-Pilot Airline Programme and go on to become a First Officer with a leading airline once you finish training.

Visit our website now to book your assessment or call a Training Advisor who will book you into our assessment process. Contact details are below.

ANSWERS TO SAMPLE QUESTIONS

PYTHAGORUS CALCULATIONS

1) $a^2 + b^2 = c^2$

$9^2 + b^2 = 152$

$81 + b^2 = 225$

$b^2 = 225 - 81$

$b^2 = 144$

$b = 12$ ($12 \times 12 = 144$)

Answer: b = 12 miles

2) $a^2 + b^2 = c^2$

$25^2 + b^2 = 65^2$

$625 + b^2 = 4225$

$b^2 = 4225 - 625$

$b^2 = 3600$

$b = 60$ ($60 \times 60 = 3600$)

Answer: b = 60 miles

SPEED, DISTANCE & TIME CALCULATIONS

1) 425 mph

2) 10 mph

3) 40 mins

4) 2hrs 24 mins

5) 63 mph

6) 2hrs 12mins

7) 39 mins

8) 280 miles

9) 30 miles

10) 8 miles

FUEL BURN CALCULATIONS

1) 24 kgs

2) 10 kgs

3) 12 kgs

4) 10080 kgs

5) 36 kgs

6) 240 kgs

7) 344 lbs

8) 8 kgs

9) 21 kgs

10) 4kgs



2FLY UK Headquarters & Skills Assessment Centre

18 Regent Street, The Professional Quarter, Nottingham, NG1 5BQ.

T 0800 4220320 E info@2flypropilot.com

www.2flypropilot.com